

Feedback Analysis Report

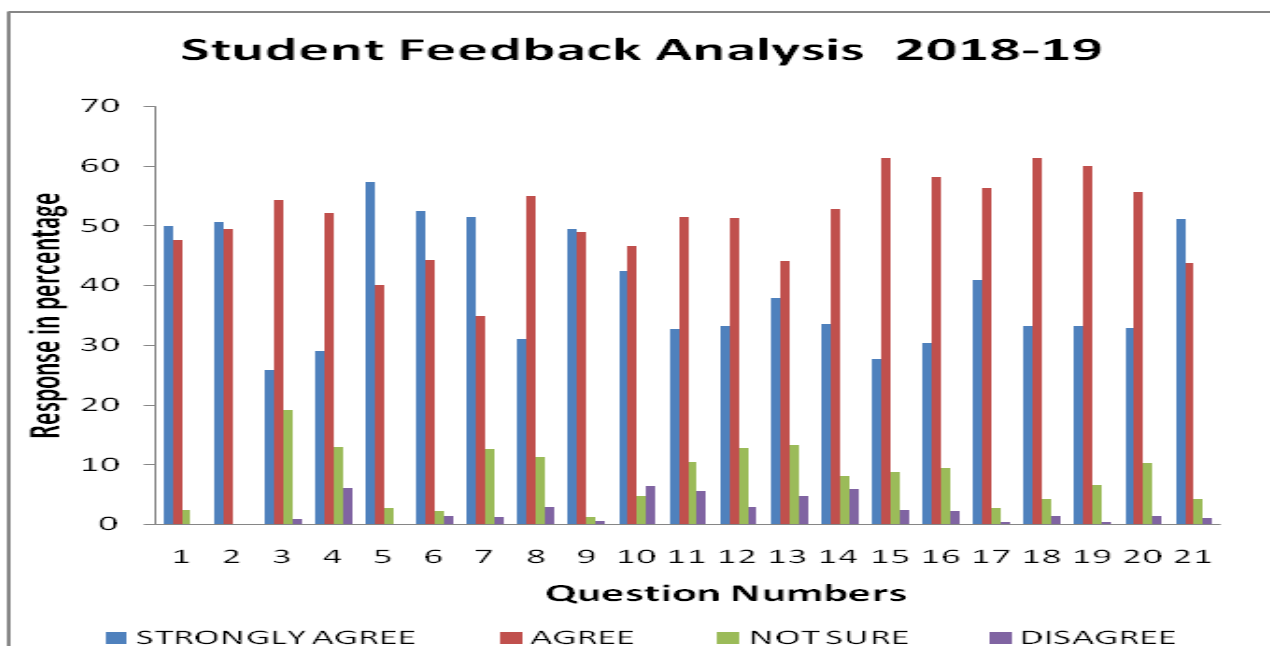
Sr. No.	Feedback Category	Total Number of Stakeholder	Average opinion of answer in percentage			
			Option 1	Option 2	Option 3	Option 4
1	Students' Feedback about the College	191	39.30	50.87	7.57	2.25
2	Students' Feedback about the Teacher	772	62.69	33.29	3.90	0.12
3	Employers' feedback about the Employee	34	11.34	50.21	35.09	3.36
4	Parents' feedback about the College	48	46.62	39.19	13.41	0.78
5	Alumni feedback about the College	71	66.48	23.81	8.17	1.55

Analysis of Students' Feedback about the college:

We have taken the feedback of 191 students from various faculties. The questionnaire of students' feedback has been designed to make a survey of the institutional feedback. The questionnaire of feedback consists of five sections comprising 21 questions. The major sections are: 1. Course Content 2. Teaching Learning Process 3. Curriculum/Syllabus/Evaluation process 4. Library/Sports/others 5. Administration.

Que. No.	Evaluation Points	Response in percentage			
		STRONGLY AGREE	AGREE	NOT SURE	DISAGREE
1	The office staff in the college is cooperative and helpful.	49.97	47.64	2.38	0.00
2	The library staff is cooperative and helpful.	50.58	49.42	0.00	0.00
3	Online educational resources are available and accessible in the library.	25.77	54.31	19.08	0.84
4	Internet facility provided in the Library is satisfactory.	29.01	52.14	12.83	6.02
5	Two Reading Rooms are available separately for Boy and Girl students.	57.23	40.07	2.70	0.00

6	The prescribed books / reading materials are available in the library.	52.34	44.14	2.12	1.40
7	Equipment in the lab(s) is in good working condition.	51.46	34.80	12.53	1.22
8	Results are displayed by the college.	31.05	54.87	11.27	2.81
9	Separate common rooms for girls and boys are available.	49.39	48.92	1.13	0.56
10	Toilets / washrooms are clean and properly maintained.	42.33	46.59	4.66	6.41
11	The classrooms are clean and well maintained.	32.61	51.33	10.46	5.60
12	The campus is green and eco-friendly.	33.14	51.19	12.80	2.87
13	Clean drinking water is available in the college campus.	37.91	44.12	13.20	4.76
14	The campus has adequate power supply.	33.45	52.73	8.03	5.79
15	Our grievances are redressed / problems are solved well in time.	27.70	61.24	8.71	2.36
16	The functioning of the placement cell in the college is satisfactory.	30.30	58.13	9.33	2.23
17	Continuous efforts are taken by the college to improve the quality of teaching and learning.	40.85	56.19	2.68	0.28
18	The college promotes student exchange, internship etc. programs for providing new opportunities to students.	33.15	61.26	4.19	1.39
19	The mentoring process of the college helped me to identify my strengths and face challenges.	33.24	59.92	6.56	0.28
20	The college takes interest in strengthening its ties with industries, professional bodies etc.	32.86	55.52	10.22	1.40
21	The overall teaching and mentoring process of the college is excellent.	51.03	43.67	4.22	1.08



The average response of the Student to the questions about the College is as follows:

1. Strongly agree : 39.30 %
2. Agree : 50.87 %
3. Not sure : 7.57 %
4. Disagree : 2.25 %

Overall response of the Students Feedback about the College is very good.

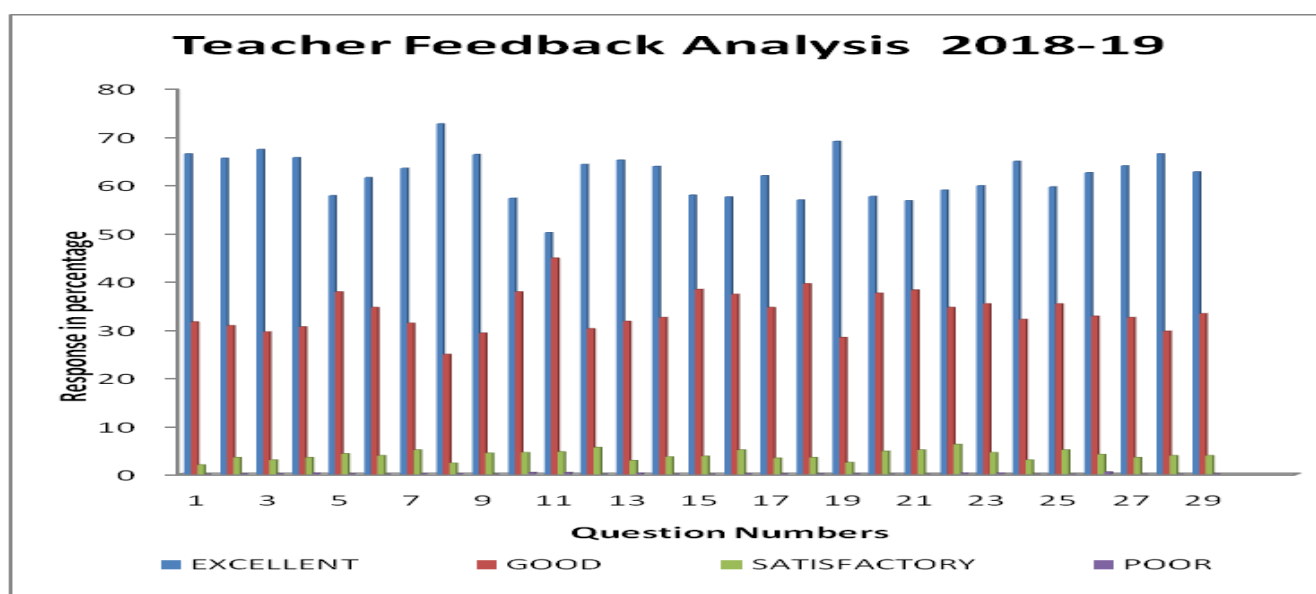
Analysis of Students' Feedback about the Teacher:

We have taken the feedback of 772 students about the teachers overall performance. The questionnaire of Teachers' Feedback consists of 29 questions.

Que . No.	Evaluation Points	Response in percentage			
		EXCELLENT	GOOD	SATISFACTORY	POOR
1	The teacher has an excellent approach towards teaching.	76.81	21.50	1.68	0.00
2	Communication skills.	66.45	31.61	1.94	0.00
3	Punctuality in conducting lectures and practicals.	65.54	30.83	3.50	0.13
4	Regularity in conducting lectures and practicals.	67.36	29.53	2.98	0.13
5	Timely completion of Syllabus.	65.67	30.57	3.50	0.26

6	Ability to include latest developments in the subject taught.	57.77	37.82	4.27	0.13
7	Ability to teach beyond the syllabus.	61.53	34.59	3.89	0.00
8	Command over the subject taught.	63.47	31.35	5.05	0.13
9	Self Confidence.	72.67	24.87	2.33	0.13
10	Class Control and eye contact with the students.	66.32	29.27	4.40	0.00
11	Use of participatory method of teaching.	57.25	37.82	4.53	0.39
12	Use of innovative methods of teaching.	50.13	44.82	4.66	0.39
13	Ability to clarify doubts.	64.25	30.18	5.57	0.00
14	The teacher comes well prepared for the class.	65.16	31.74	2.85	0.26
15	Attendance record of the students is maintained by the teacher.	63.86	32.51	3.63	0.00
16	Ability to teach beyond the syllabus.	57.90	38.34	3.76	0.00
17	The teacher informs the students about the learning objectives and course outcomes.	57.51	37.31	5.05	0.13
18	The teacher encourages participation and discussion in the class.	61.92	34.59	3.37	0.13
19	The teacher gives regular and timely feedback on the performance of the students.	56.87	39.51	3.50	0.13
20	The teacher's attitude towards the students is friendly & helpful and facilitates the students to overcome their weakness.	69.04	28.37	2.46	0.13
21	The teacher encourages the students to participate in extra-curricular, co-curricular activities and research projects.	57.64	37.56	4.79	0.00
22	The teacher encourages ethical behaviour of the students.	56.74	38.21	5.05	0.00

23	The teacher guides the students for their overall personality development and	58.94	34.59	6.22	0.26
24	Ease in use of ICT based methods of teaching.	59.84	35.36	4.53	0.26
25	The internal evaluation process adopted by the teacher is fair and unbiased.	64.90	32.12	2.98	0.00
26	The teacher helps the students in smooth conduct of experiment.	59.59	35.36	5.05	0.00
27	The teacher uses student-centric method of teaching.	62.56	32.77	4.15	0.52
28	The teacher is available in the laboratory for the entire duration of the practical/experiment.	63.99	32.51	3.50	0.00
29	Overall Rating of the teacher.	66.45	29.66	3.89	0.00



Average percentage of responses to the questions asked to the students about the teacher's overall performance.

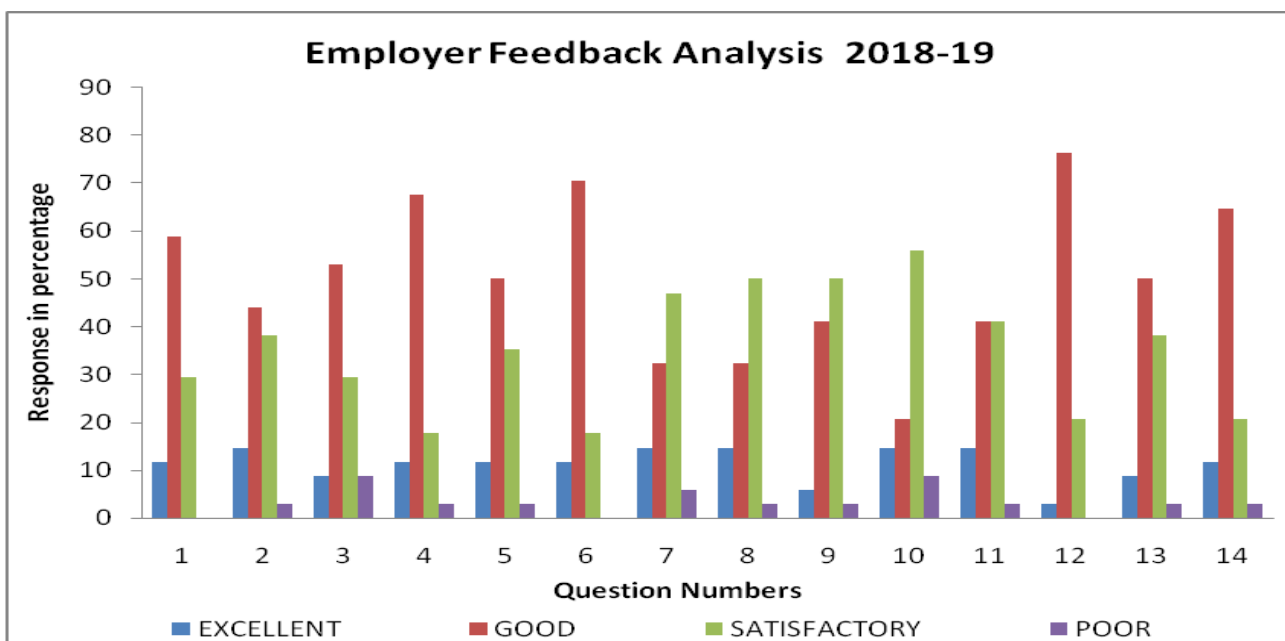
1. Excellent : 62.69 %
2. Good : 33.29 %
3. Satisfactory : 3.90 %
4. Poor : 0.12 %

Overall response of the Feedback of Students about Teacher is excellent.

Analysis of Employers' about the Employee:

We have taken the feedback of Employers' about 34 employees. The questionnaire of Employers' feedback consists of 14 questions.

Que. No.	Evaluation Points	Response in percentage			
		EXCELLENT	GOOD	SATISFACTORY	POOR
1	Ability to contribute to the goal of the organization	11.76	58.82	29.41	0
2	Planning and organization skills	14.71	44.12	38.24	2.93
3	Communication skills and Soft Skills	8.82	52.94	29.41	8.82
4	Obedience and relationship with Seniors	11.76	67.65	17.65	2.94
5	Leadership, Team spirit and Initiative	11.76	50	35.29	2.94
6	Relationship with peers / subordinates	11.76	70.59	17.65	0
7	Willingness to learn new techniques, adopt new ideas etc.	14.71	32.35	47.06	5.88
8	Ability to use workplace equipment	14.71	32.35	50	2.94
9	Ability to solve workplace problems	5.88	41.18	50	2.94
10	Innovativeness, creativity	14.71	20.59	55.88	8.82
11	Involvement in social activities	14.71	41.18	41.18	2.93
12	Simplicity and sense of belonging	2.94	76.47	20.59	0
13	Technical knowledge/skill	8.82	50	38.24	2.94
14	Ability to take up extra responsibility	11.76	64.71	20.59	2.94



The average percentage of response of the Employer to the questions about Employee is as follows:

1. Excellent : 11.34 %
2. Good : 50.21 %
3. Satisfactory : 35.09 %
4. Poor : 3.36 %

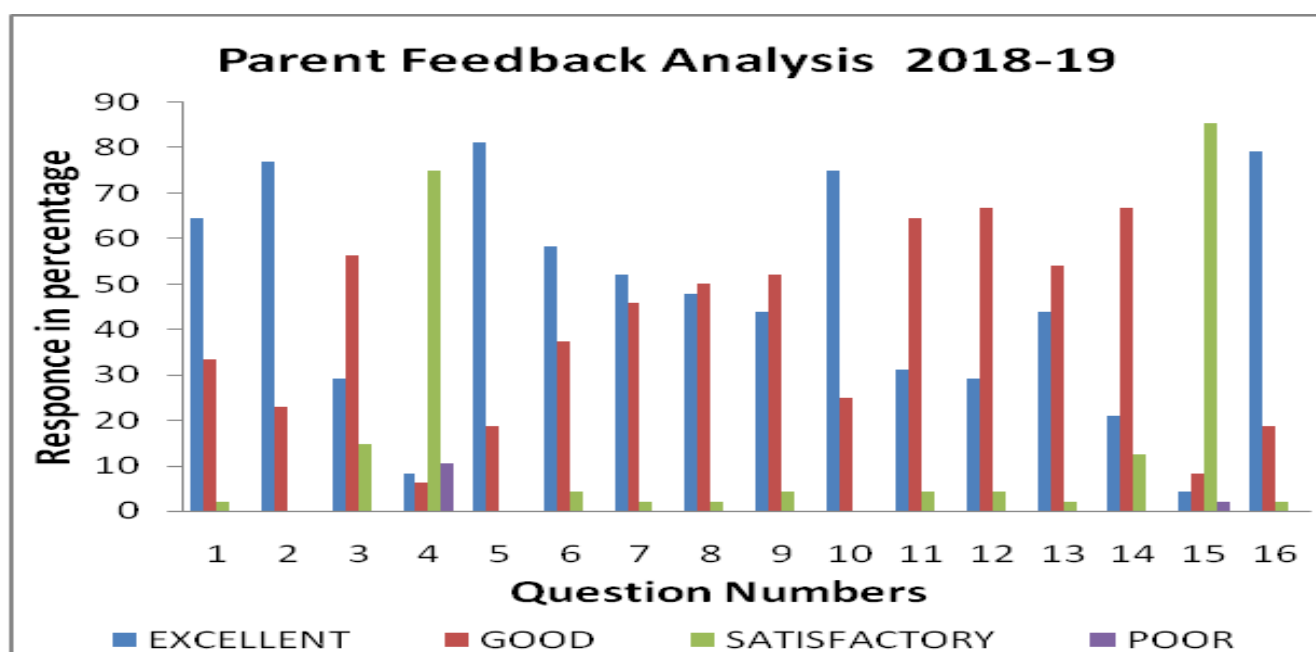
Overall response of the Employers feedback about Employee is good.

Analysis of Parents' feedback about the college:

We have taken the feedback of 48 parents about the college. The questionnaire of Parents' Feedback about the College consists of 16 questions.

Que. No.	Evaluation Points	Response in percentage			
		EXCELLENT	GOOD	SATISFACTORY	POOR
1	Admission Procedure	64.58	33.33	2.08	0
2	Infrastructure and Lab Facility	77.09	22.91	0	0
3	Work Culture Observed by You and Your Son/Daughter	29.16	56.25	14.58	0
4	Canteen Facility	8.34	6.25	75	10.41

5	Library	81.25	18.75	0	0
6	Sports and Cultural Activities	58.33	37.5	4.16	0
7	Student's Counselling Activities	52.1	45.82	2.08	0
8	Student's Counselling and Guidance	47.92	50	2.08	0
9	Use of Information and Communication Technology in the College	43.75	52.08	4.16	0
10	Academic Discipline (i.e. Timely Conduct of Lectures, Practical's and Related Activities) Observed by the College	75	25	0	0
11	Improvement in Soft Skills, Knowledge, Ethics, Morality Observed by you in your Son/Daughter while studding in College	31.25	64.58	4.16	0
12	Examination System Adopted by the College	29.17	66.67	4.16	0
13	Evaluation and Feedback Mechanism	43.75	54.16	2.08	0
14	Placements	20.83	66.67	12.5	0
15	Hostel Facilities for Boy and Girl Students	4.16	8.33	85.42	2.08
16	Internet Facilities, Wi-Fi etc.	79.17	18.75	2.08	0



The average percentage of response of the parent to the questions about the College is as follows:

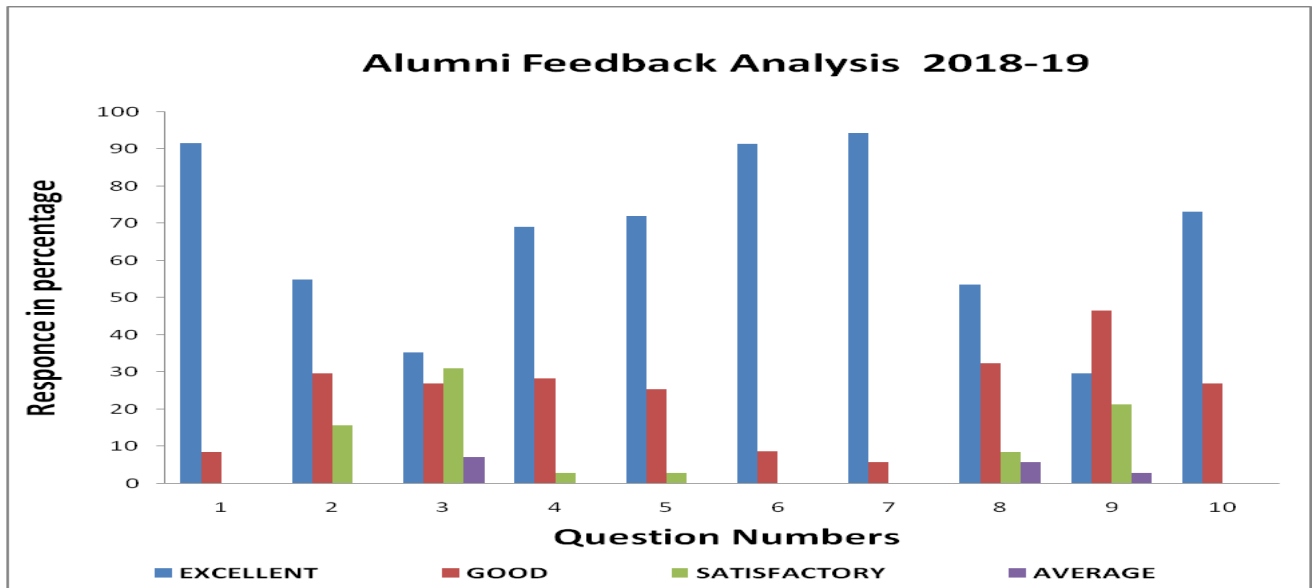
1. Excellent : 46.62 %
2. Good : 39.19 %
3. Satisfactory : 13.41 %
4. Poor : 0.78 %

Overall response of the Parents Feedback about the College is very good.

Analysis of Alumni Feedback about the College:

We have taken the feedback of 71 Alumni about the college. The questionnaire of Alumni Feedback consists of 10 questions.

Que. No.	Evaluation Points	Response in percentage			
		EXCELLENT	GOOD	SATISFACTORY	AVERAGE
1	Library	91.54	8.45	0	0
2	Computer Labs/ Internet/Wi-Fi	54.93	29.57	15.49	0
3	Audio-visual aids (DLP's, E-Board, PPT presentations, videos, films etc.)	35.22	26.76	30.98	7.04
4	Equipments (Photocopiers, Water-coolers, Generator, fans, furniture etc.)	69.01	28.26	2.81	0
5	Office/ student counters	71.96	25.23	2.81	0
6	Sports / Gymnasium/ Recreation	91.5	8.54	0	0
7	NSS/NCC/Extra-curricular Activity	94.36	5.63	0	0
8	Canteen	53.52	32.39	8.45	5.63
9	Hostel (Boys& Girls)	29.57	46.47	21.12	2.81
10	Parking, Security, Housekeeping etc.	73.23	26.76	0	0



The average percentage of response of the Alumni to the questions about College is as follows:

1. Excellent : 66.48 %
2. Good : 23.81 %
3. Satisfactory : 8.17 %
4. Poor : 1.55 %

Overall response of the Alumni Feedback about the College is excellent.